



Getting Started with GraphLock

Step One: Create a New Account - Register and Validate

Click [HERE](#) to watch a demo video on how to create a new account and follow the steps below:


1. Create your account by either going to the Google Play Store/App Store and downloading GraphLock or register through the web at: www.graphlockapp.com
2. Click on “Sign Up” and then select the persona you would like to register as: a student, teacher, proctor, or parent.
3. After registering, go to the email account you signed up with and you will see an email from no-reply@graphlock.com. Follow the blue link inside the email to validate your account and finish registration.
4. Once you follow the link to validate your account, GraphLock will open in our webapp. Please close out of this, and open the app version to log in.

Step Two: Upgrade to the Premium Student Version using the Promo Code - **RSCCD17**

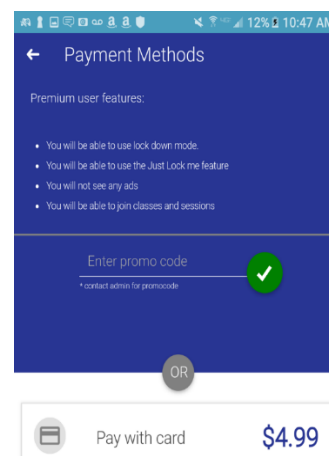
1. If you did not download the GraphLock app in the above steps, please go to your app store now to download onto your device.
2. Once downloaded, log into your GraphLock account.
3. Now you can upgrade your account to have access to the premium student features. Based on the device you have, follow the steps below:

Upgrade on Android – Click [HERE](#) to watch a demo video

Student version – click “My Classes” and select to upgrade. Then type in the following promo code directly: **RSCCD17** (please note it is case sensitive)



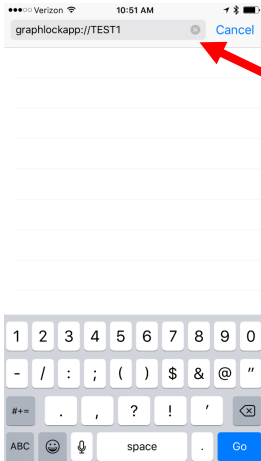
Click “My Classes” and select “YES” to create a premium account



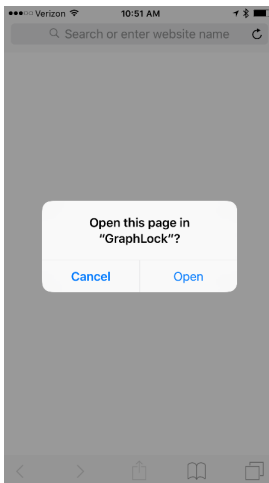
To upgrade, directly type in the promo code: **RSCCD17**

Upgrade on iOS – Click [HERE](#) to watch a demo video

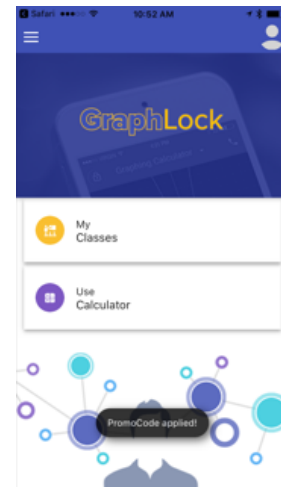
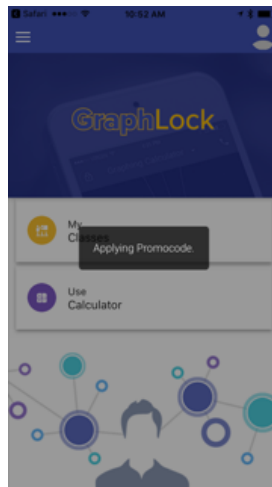
Student version – once logged into the Graphock app, open **Safari** on your device and follow this link to upgrade your account: <graphlockapp://RSCCD17>



Copy and paste or type in the given link to Safari – <graphlockapp://RSCCD17>



Click
“Open”
to go to
the app



The promo
code will
be applied

Step Three: “How to” Demo Videos

[How to Create a New Class and how students join](#)

[How to Start a Lockdown Session in the app](#)

[How to Start a Lockdown Session in the webapp](#)

[How to Set Up Guided Access Mode for iOS](#)

[Calculator Tutorial Videos](#)

[Other tutorial videos](#)